

# ISX



There's something behind it!



# ISX





**MAKES  
SENSE.**



Now brand new for you from the instantaneous water heater experts: **The E-module instantaneous water heater ISX.** For the future of modular construction. You can't see, but you can feel!

# ISX. HIDDEN IN THE WALL.



## Robust and with ISXtreme good features.

### Quick on the wall

The smart wall bracket enables quick installation without separate fixing. No template and no need to open the bonnet.



### Modbus RTU interface

Modbus interface for integration into the building and energy management.



### WiFi and Bluetooth®

Integrated WiFi and Bluetooth function for connection to smartphone and tablet (requires the free "Smart Control" app).

### Easy to to handle

No matter where the ISX is installed – it can be easily operated from anywhere with the supplied remote control.



### External device information

All important appliance information is located on the outside of the cover. No more long searching!



### External water connections

Instead of the common internal water connections for comfort instantaneous water heaters, the ISX has external connections.

### Shut-off valve immediately accessible

The integrated shut off valve also turns the ISX into an installation favourite.

### Fast connection

The power connection and the Modbus RTU interface are easily accessible directly behind the inspection flap.



# Your benefits at a glance!

## FOR INSTALLERS



### + Simple installation

Quickly removable inspection flap, external connections and the immediately accessible shut-off valve ensure very simple installation with little effort.

### + Simple wall mounting

The wall bracket is connected to the rest of the appliance and the appliance can be easily attached to the wall without removing the bonnet.

### + Information at one glance

All technical information visible at a glance.

### + Perfect for the pre-wall

Simply integrate into the pre-wall.

### + LED display

LED display with 7-segment indication (including temperature and appliance information).

## FOR ARCHITECTS



### + Design-friendly

The ISX e-module instantaneous water heater has been developed for hidden installation and visually disappears from the room. Comfort you can feel but cannot be seen

### + ISX it and you don't see anything!

No matter where the ISX is installed – in the pre-wall, in the utility room, in the the supply shaft or in the cellar – it cannot be seen.

### + Use existing pre-wall

Nowadays, building technology or entire modules disappear into the pre wall. The ISX fulfils precisely this trend and thus represents a further module for pre wall installation.

## FOR PLANERS



### + Separate from the heating

Heating systems can be designed to be smaller and more efficient if electric instantaneous water heaters heat the water separately to the desired temperature.

### + Integratable module

E module instantaneous water heaters are the answer and solution for the bathroom trend with pre wall installation. They fit into the range of modules such as wall mounted WCs and flush mounted taps.

### + Building Management System\*

Modbus RTU in bus topology can be laid directly with the power cables. This way, the ISX can be integrated as an actuator in the building system with Modbus interface.

### + Space-saving and less effort

Less planning effort with decentralised hot water supply. Legionella, pipework, circulation pump and flushing device are no longer an issue.

## FOR LANDLORDS / RESIDENTIAL BUILDING



### + No water sampling required

Decentralised hot water preparation in multi family houses eliminates the need for legionella testing. More hygiene, less effort!

### + Protected device

As the appliance is installed in the pre-wall or in the supply shaft, the e-module instantaneous water heater is also protected incorrect operation or other hazardous situations.

### + Accessible at any time

The ISX has been developed for versatile installation, including installation in the supply shaft of apartment blocks. This enables simple maintenance or device replacement without access to the flat.

### + Consumption monitoring\*

Due to the many interfaces to the building technology, such as Modbus RTU and REST API, you can view all important consumption values and have access to the temperature settings. Users can create individual user profiles via remote control or smartphone, and owners and landlords can accurately record consumption and thus have an overview of costs.

### + Increasing building efficiency

With decentralised hot water supply, you ensure maximum user comfort and your tenants save electricity and water. The ISX is an indispensable module for greater efficiency in your building.

## FOR USERS/RENTERS/ OWNERS



### + Hidden installation

The ISX is installed in the pre-wall, in the utility room, in the supply shaft or in the cellar. More space for designing your rooms.

### + Convenient usage

The advantages of decentralised hot water supply with the ISX instantaneous water heater module are obvious: instant hot water at the desired temperature via remote control or smartphone. Works!

### + Additional module for smart home

The ISX can be operated via remote control, Smart Control app or via Modbus RTU or REST API via the building technology.

### + Costs down, efficiency up!

Compared to a centralised hot water supply, you save water and electricity during use. By separating the installation from the heating system, you can avoid long hot water pipes, circulation pumps and large storage tanks. Good for the environment and good for your wallet.

### + Encourages conscious behaviour

Energy monitoring and real-time eco feedback give users full control over their consumption and costs.

### + Environmentally conscious

When using green electricity, the hot water supply with the ISX is climate-neutral. This means you are making an active contribution to environmental protection.

#### \*Power management

Thanks to the integrated Modbus interface, the ISX acts as an actuator in the higher-level system. If required, the power consumption of the ISX E-module instantaneous water heater can be variably influenced.



### Floor plan Bathroom

A "comfort bathroom" is generously proportioned and offers space for a double washbasin, shower, bathtub and toilet.

## FLAT OR SINGLE FAMILY HOUSE

# Hot water for the comfort bathroom.

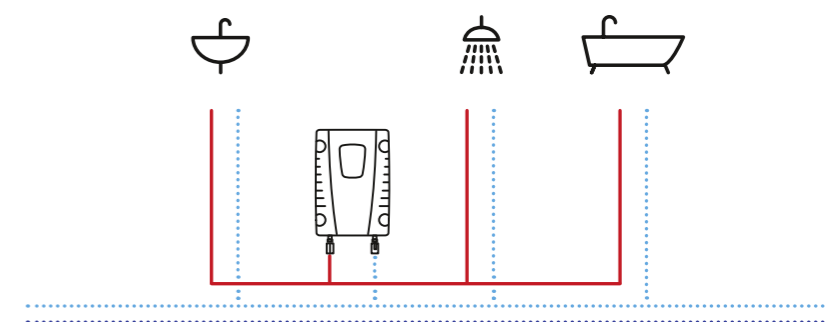
**Hidden Installation in the pre-wall behind an inspection flap.**




### Installation in the bathroom

The most frequently used tapping points are the wash hand basin and the shower. The ISX is integrated into the pre wall precisely between these two points of use. The pipework for the washbasin and shower is already located in the pre-wall. Ideal for accommodating the ISX as well. The device is placed in an installation box with an inspection flap in the pre-wall. The direct connection is made via the surface mounted pipework. After installation, the ISX can be conveniently operated via the remote control, smartphone or Modbus interface.

#### Shower and bathroom



- Hot water line
- ..... Cold water line
- ..... Cold water ring line (optional)



### Floor plan bathroom and kitchen

In small or medium-sized apartments, it is common for rooms with water outlets to be planned wall to wall. This avoids

longer pipes and the water lines are closer together. This means that the e-module instantaneous water heater can also conveniently supply the bathroom and kitchen.

## SMALL OR MEDIUM-SIZED FLAT

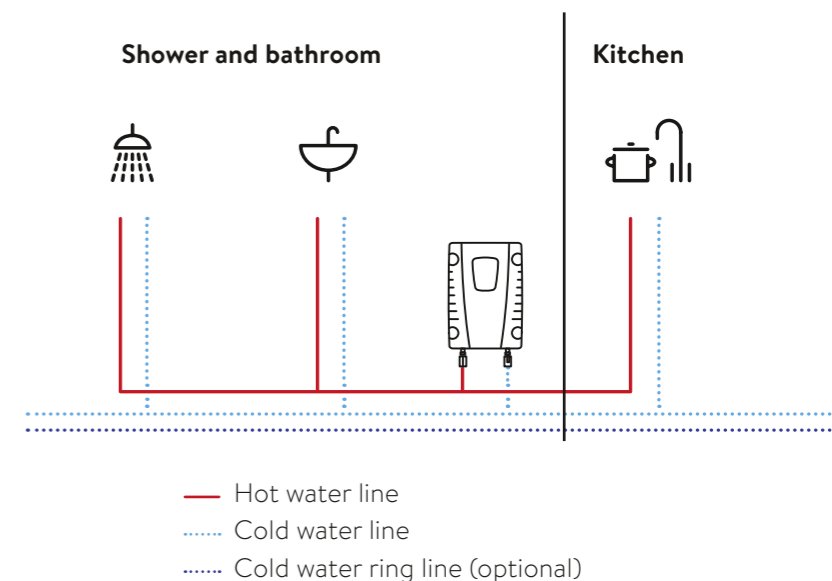
# Hot water for shower room and kitchen.

### Hidden installation for shared supply of bathroom and kitchen



### Installation in the bathroom

The ISX is installed between the taps for the shower, hand basin and kitchen sink in the bathroom. The kitchen sink is located at the back of the wall. The ISX E module instantaneous water heater is integrated into the existing pipework between these three points of use. The device is placed in an installation box with an inspection flap in the pre-wall/flush mounted installation. After installation, the ISX can be easily operated via the remote control, smartphone or Modbus interface.





### Floor plan Bathroom, kitchen and corridor

Together with other building technology, the ISX e-module instantaneous water heater is integrated into the supply shaft, which is located outside the apartment in the corridor. Rooms with water tapping points are usually planned wall to wall. This avoids longer pipes and the water lines are closer together.

## WITH EXTERNAL INSTALLATION SHAFT

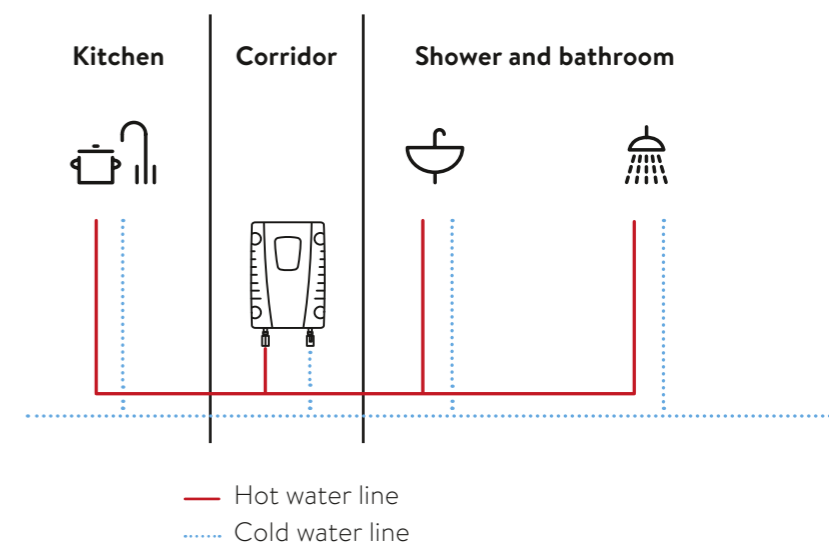
# Hot water for the entire flat.

*Installation  
in the installation  
shaft accessible  
from the corridor*



### Installation in the supply shaft in the corridor

The ISX is installed in the supply shaft, which is ideally located between the tapping points for the shower, hand basin and kitchen sink. The kitchen and bathroom are located on the back of the wall in the corridor. The ISX e-module instantaneous water heater is integrated into the supply shaft together with other building technology close to these three consumption points. This enables easy maintenance or appliance replacement without access to the apartment.







### Floor plan ground floor with utility room

Modern detached houses often manage without cellar rooms and the building services are housed on the first floor in the utility room. This is usually located not far from the kitchen sink and bathroom or guest bathroom with shower. The building services room also houses the ISX.

## UTILITY ROOM IN A SINGLE FAMILY HOUSE

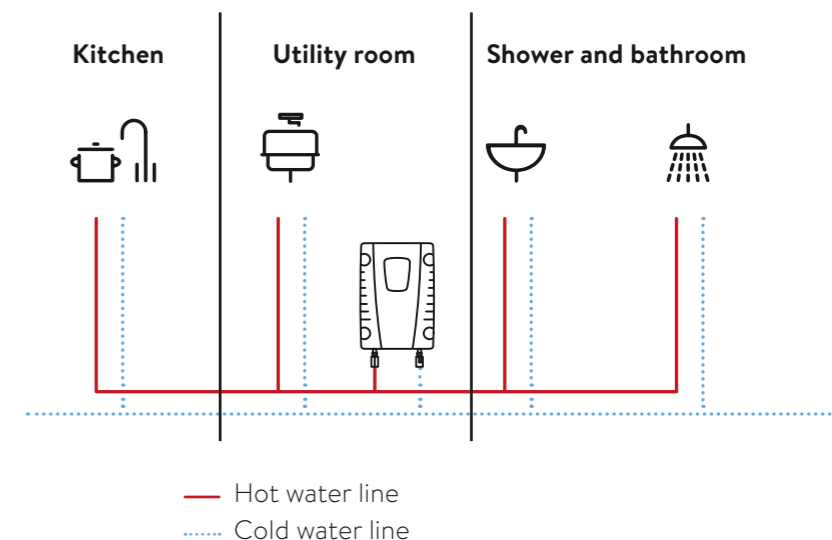
# Hot water for the entire house.

**Simple and accessible surface-mounted installation.**

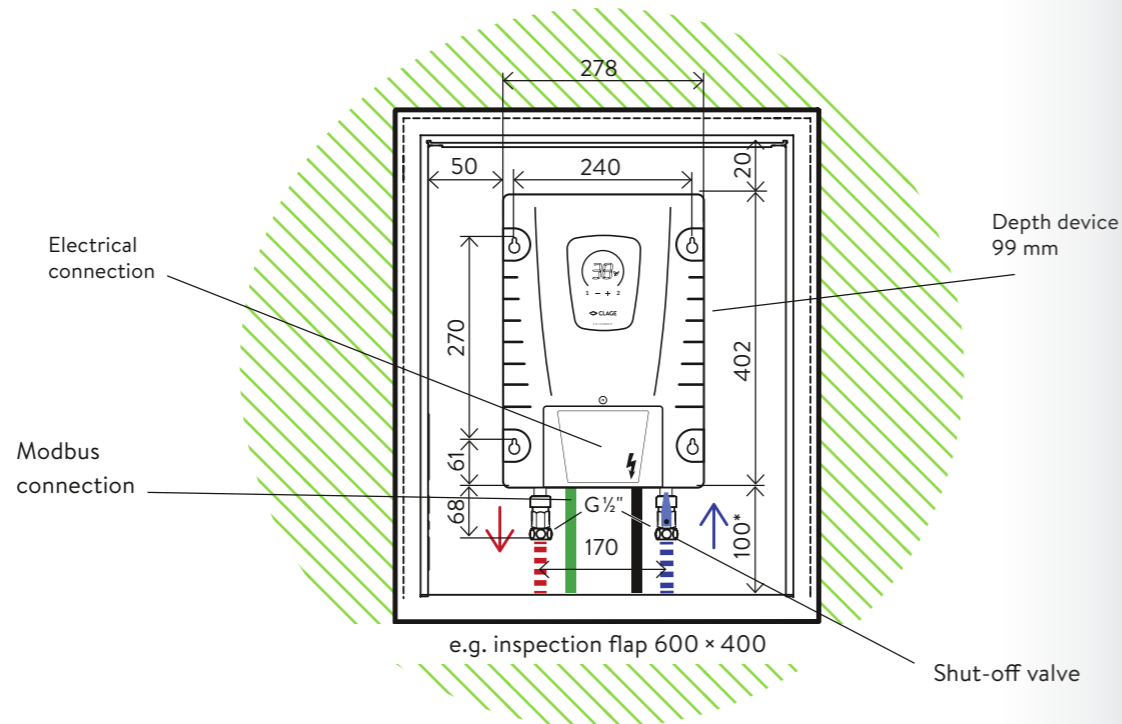


### Installation in the utility room

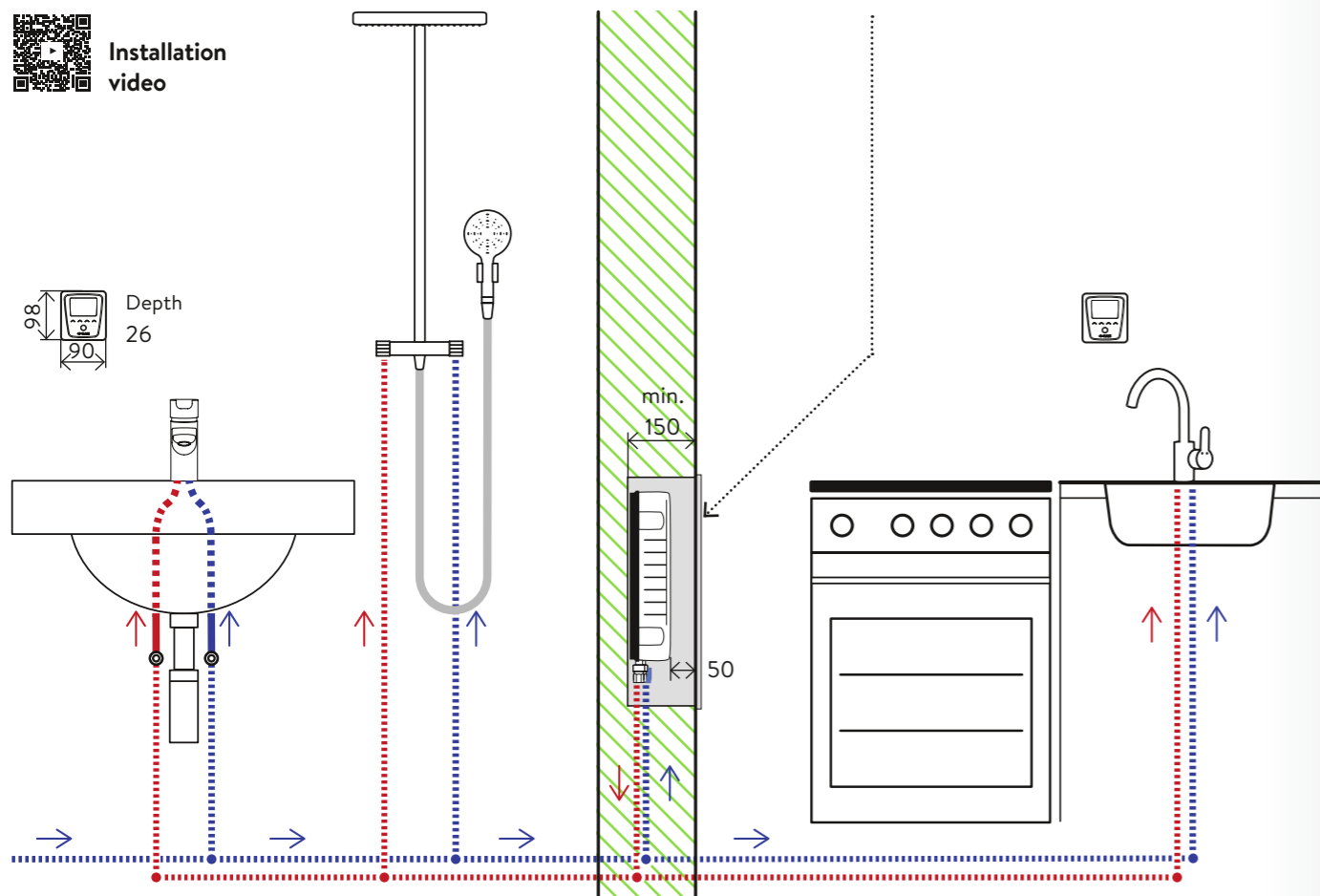
With its external connections, the ISX is ideally located in the utility room with surface mounted pipework and can be installed quickly and easily and connected directly. The electrical connection is made without removing the bonnet and the appliance can be easily attached to the wall without the use of a template thanks to its robust and installation friendly design. From here, the appliance supplies the kitchen and the bathroom on the ground floor with shower and hand basin.



# ISX – facts, data and figures



Installation video



Dimensions in mm | Installation example: Flush-mounted installation in a solid wall with standard inspection flap (deviations possible with drywalls - see installation instructions)

- > **Fully electronically controlled e-module instantaneous water heater** with sensor keys and LED display for convenient and economical hot water supply to one or more tap(s)
- > Temperature setting, definition of individual temperature profiles and viewing of consumption values via the supplied **e-paper remote control FX Next** or optionally via smartphone
- > **Always precise temperatures between 20 °C and 60 °C** with TWIN TEMPERATURE Control TTC® and SERVOTRONIC® dynamic flow rate control
- > The efficient bare wire heating system IES® **reduces lime scale deposits** and provides an **extended service life**
- > Function for thermal treatment with **70 °C for more hygiene** (not for ISX 13 due to insufficient power)
- > Electronic safety system with air bubble detection, temperature and pressure cut-off as well as water stop function
- > Particularly **low switch-on water volume from 1.5 l/min** thanks to innovative water flow technology
- > **Integrated Wi-Fi and Bluetooth® function** for connection to smartphone and tablet (the free "Smart Control" app is required)
- > **Modbus interface** for integration into building control technology
- > **Suitable for reheating preheated water** (inlet temperature ≤ 70 °C)
- > **Direct installation option as part of a pre-wall installation** (if required in the optionally available CLAGE flush-mounted cabinet with inspection flap), in drywalls or over a suspended ceiling (without separate wall bracket)
- > **Installation and electrical connection possible without removing the cover**
- > **Freely accessible water connection** from below with 1/2 inch external thread and shut-off valve

## Interface specifications



Modbus RTU



REST interface

	ISX (18, 21, 24 o. 27 kW)*				ISX 13 (11 o. 13.5 kW)			ISX 12 (8.8 o. 11.5 kW)		
Energy efficiency class <b>A</b> Scale: A+ to F										
Part number:	3200-36700				3200-36713			3200-36712		
Type:	closed-outlet									
Maximum operating pressure [MPa (bar)]:	1 (10) <sup>1)</sup>									
Water connections (thread connections):	G 1/2"									
User set temperature [°C]:	20 to 60 [70]									
Hot water output at Δt = 28 K <sup>2) 3) 4)</sup> [l/min]:	9.2	10.7	12.3	13.8	5,6	6.9	4.5	5.9		
Switch-on flow rate / max. flow rate [l/min]:	1.5 / automatic <sup>5)</sup>									
Nominal power rating [kW]:	18	21	24	27	11	13,5	8.8	11.5		
Nominal voltage [3~ / PE 400V <sup>6)</sup> AC]:	Permanent connection									
Nominal voltage [1~ / N / PE 220 – 240V AC]:	Permanent connection									
Nominal current [A]:	26	30	35	39	16	20	38.3	50.0		
Required cable diameter [mm <sup>2</sup> ]:	4.0	4.0	6.0	6.0	1.5	2.5	10.0			
Bare wire heating system IES®:	✓									
Ready for Smart Control:	✓									
Ready for Bluetooth remote control:	✓  (included)									
Solar-compatible, suitable for reheating (inlet temperature ≤ 70 °C):	✓									
VDE approved / Protection class:	✓ / IP 21									
Specific water resistance at 15 °C [Ωcm] ≥ :	1100				1300					
Nominal volume [litres]:	0.4									
Weight filled with water [kg]:	approx. 4,5									
Dimensions (height x width x depth) [cm]:	40.2 x 27.8 x 9.9									

1) Also approved for pressureless operation 2) Temperature increase e.g. from 12 °C to 40 °C 3) Depending on the set nominal power rating 4) Mixed water 5) Depending on line pressure, selected temperature and supply temperature 6) Also approved for nominal voltage 380 V

# Separates hot water and heating!

## Become independent with your hot water supply!

Today, electronic instantaneous water heaters are acknowledged as an efficient hot water supply and have become indispensable.

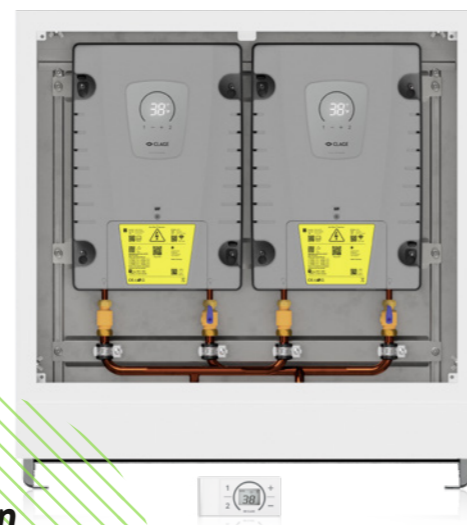
To enable hidden installation and integration into modern building management systems, we have rethought the concept of the instantaneous water heater.




## ISX Twin – for maximum shower comfort

This solution combines two e-module instantaneous water heaters to supply one or more tapping points with a high hot water requirement (e.g. a wellness shower or communal showers). The devices are switched synchronously via the special TWIN software and temperature settings are automatically adopted by both devices. This is how wellness works today!

ISX Twin hidden Item no. 3200-37134



**Installation either surface-mounted or flush-mounted**



# Further information!

## GEG and now?

By using instantaneous electric water heaters for water heating, the 65% EE requirements of the new GEG are met across the board. In addition, the heating system (e.g. heat pump) can be designed smaller and works more efficiently if electric instantaneous water heaters heat the water separately to the desired temperature.

This can save up to 40 % energy!



## Hot water guide for house construction

The hot water guide from CLAGE is aimed architects, planners and private building owners and is intended to help them make the right decisions regarding the hot water supply when building a house.



## www.clage.com

You can find our online product advice page here, further material for download, installation videos, references and of course everything about our products and the company. Follow us!





CLAGE GmbH  
Pirolweg 4  
21337 Lüneburg  
Germany

Phone: +49 4131 8901-0  
info@clage.de  
[www.clage.com](http://www.clage.com)

Hot water is our life.  
So if you have any questions,  
please feel free to contact  
us at any time !

 +49 4131 8901-888

 [export@clage.de](mailto:export@clage.de)

 [clage.com](http://clage.com)



Subject to technical changes, design changes and errors.  
All trademarks and brand names are the property of their respective owners.  
Copyright notice: Photos © CLAGE

Reprints, including excerpts, forbidden without the prior written permission of the

